

Year 5 Infographics Knowledge Organiser

Key words and prior learning from Year 4 'Multimedia Fact file'

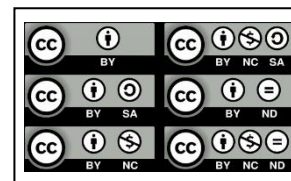
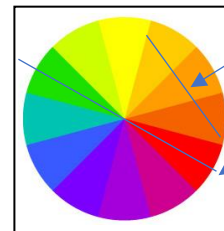
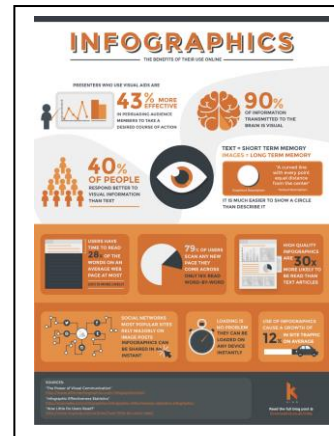
Hyperlinks – A link from text or images that open another location or file

Nonlinear - doesn't follow a one-way structure for view information and instead allows free movement around all aspects of the multimedia in any order the viewer wants.

Embedded sounds – a sound that is linked to text or images that can be played when clicked

Embedding YouTube video – this is a link on a webpage using simple HTML code that links to a video that is hosted on a streaming site (e.g. YouTube)

Transparent images - an image that is clear and can take the effect of any images behind it.



Who uses skills like these?



Researchers and marketers
Businesses of products and services
Teachers
Charities
Governments

New key words we will use in year 5 'Infographics'

Infographic – an image containing graphics and text including statistics about a certain subject. It is done in a creative way to let people easily understand the message or the story being delivered

One-level deep – basic infographic that contains visual and content and may include one or two sub-parts

Two-level deep - more advanced infographic that provides more details including statistics and digs deeper into the topic

Analogous – a group of three colours that sit next to each other in the colour wheel

Complementary - these colours sit opposite each other in the colour wheel

Serif text – a classic style designed for books. Font style helps guide your eye along lines of text

Sans Serif text – a modern style designed to look clean on digital screens

Display text - designed for headlines and can be bold, cute, elegant, and quirky

Image file formats – are standardised ways of organizing and storing digital images on computers. Different file formats are also chosen for storage depending on the images use

Copyright – is a law that gives the owner of the work the right to say how other people can use it. With copyright, a work can only be copied if the owner gives permission

Creative Commons License - is used when an author wants to give other people the right to share, use, and build upon a work that they have created

Key Learning	Self-Assessment		
	WT	A	WA
I can explain what an infographic is			
I can make judgements on the design of an infographic to evaluate its effectiveness			
I understand that colour can impact the design of an infographic due to meanings and associations as well as colour combinations			
I know that carefully selecting images to convey the right message is important			
I understand that I should abide by copyright licences if I am to use someone else's image in my own work			
I can use charts and graphs appropriately to display data			
I have considered the overall design and limited my use of colour and images so as not to distract from the intention of the infographic			
I have used a variety of presentation skills such as layering, transparent images, coloured text, filled text boxes and background fills to design my infographic			
I have carefully chosen interesting and related facts and stats to convey the intended message for my infographic			