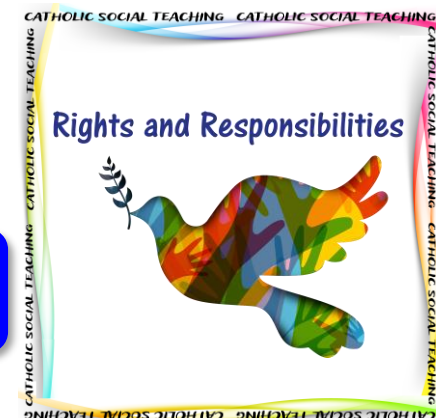




# Catholic Social Teaching Half Term Project

## Rights and Responsibilities

All people have the right to food, clothes, work, a home, school and medical care. These are our rights. It is the responsibility of EVERYONE to make sure that every person has these rights.




The information below contains Bible verses, Bible stories and links to videos to support your conversations at home and help with the different activities shown on the back of this sheet.

**Luke 10: 35 - 37**  
A man helped a stranger who was hurt.

**Maiah 6.8**  
Act justle, love mercy and walk humble with your God.

**Matthew 25: 35-40**  
I was hungry and you gave me food.

**Proverbs 31: 8-9**  
Speak up for people who cannot speak for themselves.

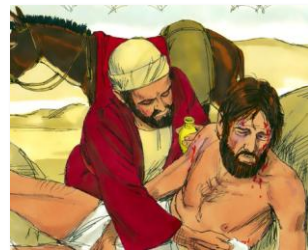


### Bible stories

Click the image to be taken to an appropriate video version of the story.



**The Beatitudes**  
(Matthew 5: 1-12)



**The Good Samaritan**  
Luke 10: 25-37

### Significant People

Who Have Championed Rights and Responsibilities



Catholic Role Models

Other Inspiring Figures



<b>St. Oscar Romero</b>	<b>St. Mother Teresa</b>	<b>Pope Francis</b>	<b>Martin Luther King Jr.</b>	<b>Malala Yousafzai</b>
<b>Who:</b> An archbishop of San Salvador	<b>Who:</b> Spoke out for the rights of the poor	<b>Who:</b> Speaks about our duty to care for other	<b>Who:</b> A civil rights leader in U.S.	<b>Who:</b> A young activist from Pakistan
<b>Who:</b> Spoke out for the rights of	<b>Who:</b> Cared for the sick, poor, and		<b>Who:</b> Fought peacefully for equal rights	<b>Who:</b> Worked for equality and justice

Links to online videos (scan the QR code to access)

What are rights and responsibilities?



Martin Luther King



Malala Yousafzai




### Bible verses



# Ideas for discussion and activities at home

Here are some activities that your child can do with you at home over the holiday. These activities are optional, so please feel free to select the ones that suit your child and what you can do at home. You can do as many or as little as you'd like. There are some Bible stories on the front of the sheet that you can share with your child and talk about after.



## Time for talk

### What rights do children have?

Chat about this as a family.

## Kindness Jar

Every time someone in your family does something kind or responsible, write it on a piece of paper and add it to the jar.

At the end of the holiday, read through the kind and responsible actions together and celebrate how kind and responsible you have all been.

## Thank You Card

Make a thank you card for someone who plays a really special role in your life.

Explain why you are thanking them and how they have helped you.

## Prayer Chain

Make a prayer chain with your family - small lines of a prayer on strips of paper linked together to make a paper chain for a family prayer.

Share the prayers together and think about those who champion the rights of others.

## Bubble Prayers

Get some bubbles in the garden. With your family, think about who you want to thank God for and how lucky we are to have the rights we have.

As you say the prayer, blow a bubble and let it fly up in the sky, offering your prayer to heaven.

## Poster

Design a poster about rights and responsibilities. Include important people who campaign for the rights of others.

## Research

Who champions for the rights of others? Think about the people on the front of this sheet or find out about new people.

## Thank You Prayer

Write a thank you prayer to God, thanking him for the rights we have and the people who help us to be responsible.

Share what you have done so we can celebrate your hard work!

Once you have completed your task, why not upload it to our Padlet. Simply upload a photo and write a few sentences describing what you do. Scan the QR code to access the page. Please note, once we have approved it, anything you upload will be public for others to see. We'll share the Padlet in celebration assembly and on our website so everyone can see what you've done.

